



District Report Card: 2017


| | |
|---------------------------|--------------------------|
| State: West Bengal | District: Maldah |
| Class: 5 | Subject: Language |
| Schools: 60 | Students: 1345 |


Participation/Coverage


Students

|  GENDER | Boys | | Girls | |
|---|--------|-------|--------|-------|
| | Number | % | Number | % |
| | 632 | 46.99 | 713 | 53.01 |

|  AREA | Rural | | Urban | |
|--|--------|-------|--------|------|
| | Number | % | Number | % |
| | 1245 | 92.57 | 100 | 7.43 |

|  CATEGORY | SC | | ST | | OBC | | GEN | |
|---|--------|-------|--------|------|--------|-------|--------|-------|
| | Number | % | Number | % | Number | % | Number | % |
| | 367 | 27.29 | 75 | 5.58 | 335 | 24.91 | 568 | 42.23 |

|  CWSN | LD | VI | HI | S&LD | ID | Oth |
|---|----|----|----|------|----|-----|
| | 2 | 2 | 0 | 3 | 1 | 49 |

|  Management | Government | | Government-aided | |
|---|------------|-------|------------------|-------|
| | Number | % | Number | % |
| | 292 | 21.71 | 1053 | 78.29 |

Average Performance of Students in Language (%)

| Overall | Gender | | Area | | Management | | Social Group | | | |
|---------|--------|--------|-------|-------|------------|-------|--------------|-------|-------|-------|
| | Male | Female | Rural | Urban | Govt. | Aided | SC | ST | OBC | GEN |
| 56.28 | 53.44 | 58.80 | 55.62 | 64.53 | 51.44 | 57.63 | 53.71 | 52.98 | 57.13 | 57.88 |

Performance on Learning Outcomes (LOs)

| Learning Outcomes | Description | Average Performance(%) |
|-------------------|--|------------------------|
| L504 | Reads and comprehends independently storybooks, news items/ headlines, advertisements etc. | 53.09 |
| L508 | Reads text with comprehension, locates details and sequence of events | 57.88 |

| Range of Performance of Students who Answered Correctly | | | | | | | |
|---|-------|-----------|-------|-----------|-------|-----------|-------|
| Below 30% | | 30% - 50% | | 50% - 75% | | Above 75% | |
| Number | % | Number | % | Number | % | Number | % |
| 255 | 18.96 | 303 | 22.53 | 406 | 30.19 | 381 | 28.33 |

Lowest Performing Learning Outcomes (LOs)

- 1 - Reads and comprehends independently storybooks, news items/ headlines, advertisements etc. (53.09)
- 2 - Reads text with comprehension, locates details and sequence of events (57.88)